



District Report Card: 2017


State: Assam	District: Kokrajhar
Class: 3	Subject: Language
Schools: 59	Students: 853


Participation/Coverage


Students

<div>GENDER</div> <div></div>	Boys			Girls		
	Number		%	Number		%
	400		46.89	453		53.11

<div>AREA</div> <div></div>	Rural			Urban		
	Number		%	Number		%
	796		93.32	57		6.68

<div>CATEGORY</div> <div></div>	SC		ST		OBC		GEN	
	Number	%	Number	%	Number	%	Number	%
	41	4.81	58	6.80	267	31.30	487	57.09

<div>CWSN</div> <div></div>	LD	VI	HI	S&LD	ID	Oth
	0	2	0	5	4	15

<div>Management</div> <div></div>	Government			Government-aided		
	Number		%	Number		%
	853		100.00	0		0.00

Average Performance of Students in Language (%)

Overall	Gender		Area		Management		Social Group			
	Male	Female	Rural	Urban	Govt.	Aided	SC	ST	OBC	GEN
77.53	77.57	77.50	76.39	93.45	77.53	0.00	82.44	66.44	78.18	78.08

Performance on Learning Outcomes (LOs)

Learning Outcomes	Description	Average Performance(%)
L304	Reads small texts with comprehension i.e., identifies main ideas, details, sequence and draws conclusions	78.37
L312	Reads printed scripts on the classroom walls: poems, posters, charts etc.	75.85

Range of Performance of Students who Answered Correctly							
Below 30%		30% - 50%		50% - 75%		Above 75%	
Number	%	Number	%	Number	%	Number	%
31	3.63	55	6.45	227	26.61	540	63.31

Lowest Performing Learning Outcomes (LOs)

- 1 - Reads printed scripts on the classroom walls: poems, posters, charts etc. (75.85)
- 2 - Reads small texts with comprehension i.e., identifies main ideas, details, sequence and draws conclusions (78.37)